




# FORMER HOLDER ..... CONVEYOR CHAIN




DOUBLE FORMER HOLDER




# FORMER HOLDER


KLE 10 HS




KLE 18 HS



# PARTS AND ACCESSORIES




DOUBLE FORMER CHAIN




# CONVEYOR CHAIN


KLE 6




KLE 3



KLE 8



KLE 10



KLE 13

